

HEALTHCARE PRODUCTS



ONE SIZE
DOES **NOT**
FIT ALL.



HARLOFF
www.harloff.com

Catalog Number JDH09A

ONE SIZE DOES NOT FIT ALL.

Flexibility, Durability and Agility Define Long-Term Care Industry

Harloff has a comprehensive and flexible product line of medical carts.

Standard products have modular design for flexible drawer configurations, with a wide variety of accessories offered. We have an on-site engineering department capable of producing modified cabinet sizes and designs for special needs that are outside of our standard products.

No other manufacturer has as complete a line of Medical Carts, allowing us to cross-reference most other manufacturer's products with equal or superior offering. What's more, Harloff has some unique products, such as the MR-Compatible line, which demonstrates our innovative spirit.

We stand behind our product with a 12 year manufacturing warranty. Most carts are delivered assembled and ready to use. Sales, service and manufacturing are all housed in a single facility. We have a knowledgeable and experienced sales and customer service staff.

As a supplier with a focus on sales through distribution, Harloff combines quality, convenience, on-time delivery and strong sales support and service with a single point of contact. We make your quotation and selling process easy with proven support before, during and after the sale. We have a reputation for integrity and finding ways to make it happen for our customers.

Our web site, catalogs and price lists show the multiple product lines and price point options we have to meet end user needs and budgets. Offerings include multiple heights, sizes, locking mechanisms, and materials.

Harloff can fill a broad range of customer needs outside of our standard offering. No other cart provider can demonstrate the same degree of in-house engineering, design flexibility, fabrication skill, and real results.



Yellow (YL)



Beige (BG)



Sand (SD)



Light Gray (GY)



Hammered Gray
(HTGN)



Mauve (MV)



Red (RD)




Burgundy (BU)



Hammered Red
(HTRD)



Burgundy (BU)



Hammered Green
(HTGN)



Light Blue (LB)



Navy (NY)



Hammered Blue
(HTDB)



White (WT)



Hammered Black
(HTBK)

TABLE OF CONTENTS

	CASSETTE CARTS	3
	MED-BIN CARTS	5
	PUNCH CARD CARTS	7
	UNIT-DOSE BOX CARTS	11
	SPECIALTY PACKAGING CARTS	13
	TREATMENT and PROCEDURE CARTS	15
	INFECTION PREVENTION and CONTROL	16
	ORTHOPEDIC CASTING and SPLINTING CARTS	17
	MAGNETIC RESONANCE COMPATIBLE CARTS	18
	NARCOTICS and MEDICINE CABINETS	19
	ACCESSORIES	22
	DIMENSIONS	24

This catalog represents a selection of the current products offered by The Harloff Company. Our goal is to provide carts that meet the needs of our customers. If you don't see what you need on these pages, please contact us at medicalsales@harloff.com. We may already have that product available. If not, we have the ability to customize our products or develop new ones. We look forward to working with you.

All illustrations, photographs and specifications in this publication are based on the latest information available at the time of printing. Some products are shown with optional equipment. See product description for complete accuracy. Delivery times and freight costs may vary. The Harloff Company reserves the right to make changes at any time, with or without prior notice, in prices, color, materials, equipment, configuration, specifications, and dimensions. The Harloff Company also reserves the right to discontinue models or equipment at any time, with or without prior notice. For additional information on availability, lead times, options or accessories, contact Harloff Customer Service.

CASSETTE CARTS

Harloff cassette carts have a durable and light-weight aluminum construction which is rust-proof, and easy to maneuver.

High quality design with visual appeal saves time and enhances performance

Extend your work area with our built-in side pull-out shelf



The Storage You Need

Built-in side storage compartment on right hand side of cart is ideal for storing cups or liquids used in treating your patients, and is available with a lock upgrade.

Easy To Maneuver with premium rubber ball-bearing full swivel 5" casters and integrated push handles in the removable plastic top

Secure: These cassette carts feature a BEST® brand lock that will stand up to the demands and high usage required of a medication cart in the hospital setting. Also available are separately locking narcotic drawers (drawers with locking lids) for drugs that require dual locks.



AL24CS

Optimal Line Cassette Cart with aluminum construction, BEST® lock on cabinet, pull-out side shelf. Cart includes twenty-four 4.2" (10.7 cm) patient bin drawers.



Our cassettes are robust and made out of light-weight aluminum. Available in single tier or double tier sizes, these stack easily in any configuration to ease the exchange process. Exchange cassette packages available for each cart



STANDARD, VALUE & OPTIMAL LINE



Cassettes rest on top of pull-out drawers for easy and ergonomic removal. All cart drawers use high quality, full-extension ball-bearing drawer slides that have a self-closing mechanism.



Harloff offers two different bin drawer sizes: one is 4.2" (10.7 cm) wide and the other 5.6" (14.2 cm) wide. Each bin drawer is 12" (30.5 cm) L x 2.8" (7.1 cm) D, and has a label holder, and slots for dividers (which are included with each cart)



AL16CS



AL28CS



AL20CS

These cassette carts have a 7 Tier capacity, where Harloff offers a range of bin drawer/cassette configuration options. The carts featured range from a 16 to 28 bin capacity.

Optimal Line Cassette Carts with lighter aluminum construction, BEST® lock on cabinet, pull-out side shelf. Carts Include patient bin drawers.



NEW!

EL24CS

Economical Line Cassette Cart, Steel Construction, with BEST® lock on cabinet, pull-out shelf. Includes twenty-four 4.2" (10.7 cm) patient bin drawers.

This new economical option in the cassette cart line has the patient bin drawers protected by a locking flip-up door that lifts up and into the top of the cart. Bin drawers reside in one large lift-out cassette. Below the cassette are two locking drawers ideal for liquids or general storage.

MED-BIN CARTS

SL36BIN5 (not shown)
Standard Line Med-Bin Cart with BEST® lock on cabinet, pull-out shelf. Includes 36 - 5" bins, Standard Package

SL36BIN5SP (pictured)
Standard Line SL36BIN5 Med-Bin Cart with Specialty Package that includes BEST® upgrade lock on narcotics drawer, waste container, locking sharps, and top drawer trays with adjustable dividers

SL28BIN5 (not shown)
Standard Line Med-Bin Cart with BEST® lock on cabinet, pull-out shelf. Includes 28 - 5" bins, Standard Package

SL28BIN5SP (not shown)
Standard Line SL28BIN5 Med-Bin Cart with Specialty Package that includes a BEST® lock upgrade on narcotics drawer, waste container, locking sharps, and top drawer trays with adjustable dividers



40446
Replacement
5" Bins
2.75"H x 5"W x
9.5"D

680535
Bin Labels for
5" Bins
(100 Labels)


680515
10 Bin Dividers
for 5" Bins

SL54BIN3 (pictured)
Standard Line Med-Bin Cart with a BEST® lock on cabinet, pull-out shelf. Capacity of 54 - 3.5" bins, Standard Package

SL54BIN3SP (not shown)
Standard Line SL54BIN3 Med-Bin Cart with Specialty Package that includes a BEST® upgrade lock on narcotics drawer, waste container, locking sharps, and top drawer trays with adjustable dividers

SL42BIN3 (not shown)
Standard Line Med-Bin Cart with a BEST® lock on cabinet, pull-out shelf. Capacity of 42 - 3.5" bins, Standard Package

SL42BIN3SP (not shown)
Standard Line SL42BIN3 Med-Bin Cart with Specialty Package that includes a BEST® upgrade lock on narcotics drawer, waste container, locking sharps, and top drawer trays with adjustable dividers



40442
Replacement
3.5" Bins
2.75"H x 3.5"W x
9.5"D

680533
Bin Label for
3.5" Bins
(150 Labels)

680513
10 Bin Dividers
for 3.5" Bins

STANDARD, VALUE & OPTIMAL LINE

SL36BIN5XL (pictured)
Standard Line Med-Bin Cart with BEST® lock on cabinet, pull-out shelf. Includes 36 extra long 5.5" bins, Standard Package

SL24BIN5XL (pictured)
Standard Line Med-Bin Cart with BEST® lock on cabinet, pull-out shelf. Includes 24 extra long 5.5" bins, Standard Package




Bin drawer with XL bins



SL24BIN5XL



SL36BIN5XL



**Replacement
5.5" Bins**
40433 - 18" Deep Bin
680537 - Labels
(10 Sheets = 210 Labels)
40434 - Dividers

VL36BIN3 (not shown)
Value Line Med-Bin Cart with key lock on cabinet, internal narcotics box, pull-out shelf. Includes 36 - 3.5" bins, Standard Package



VL36MBIN3 (pictured)
Value Line Med-Bin Cart with keyless lock on cabinet, internal narcotics box pull-out shelf. Includes 36 - 3.5" bins, Standard Package



VL24BIN5

VL36MBIN3

VL24BIN5 (pictured)
Value Line Med-Bin Cart with key lock on cabinet, internal narcotics box, pull-out shelf. Includes 24 - 5" bins, Standard Package

VL24MBIN5 (not shown)
Value Line Med-Bin Cart with keyless lock on cabinet, internal narcotics box pull-out shelf. Includes 24 - 5" bins, Standard Package



Bin Drawer shown with 3.5" bins

Harloff standard bin carts are available with 5" and 3.5" bins. They extend 10" into the drawer and have a small tab that fits under a metal edge. There is 7" of open space behind the bins for general storage.



VL12BIN5SP

VL18BIN3

VL12BIN5SP (pictured)
Value Line Med-Bin Cart with key lock on cabinet, internal narcotics box, pull-out shelf. Includes 12 - 5" bins, Standard Package, with Specialty Package

VL18BIN3 (pictured)
Value Line Med-Bin Cart with key lock on cabinet, internal narcotics box, pull-out shelf. Includes 18 - 3.5" bins, Standard Package

"SP" Package Available

PUNCH CARD CARTS

SL600PC (pictured)

Standard Line Punch Card Cart with
BEST® lock on cabinet, pull-out shelf.
Capacity of 600 cards,
Standard Package

SL600PCSP (not shown)

Standard Line Punch Card Cart SL600PC
with Specialty Package that includes
BEST® lock upgrade on narcotics drawer,
locking sharps container, top drawer
trays with adjustable dividers and waste
container

AL600PC (not shown)

OptimAL Line Punch Card Cart with
lighter aluminum construction, BEST®
lock on cabinet and narcotics drawer,
pull-out shelf. Capacity of 600 cards,
Standard Package

AL600PCSP (pictured)

OptimAL Line Punch Card Cart AL600PC
with a Specialty Package that includes
locking sharps container, top drawer
trays with adjustable dividers and
waste container




BEST® is a registered trademark of Stanley Security Solutions

WL480PC-CM (pictured)

Wooden Laminate
Mobile Medication Furniture
for punch cards, BEST®
lock on cabinet, internal
narcotics box and 4"
casters under skirting.
Capacity of 480 cards.



Standard Cabinet Color Standard Top Color



Cherry Mahogany
(CM)



Black Granite

Special order cabinet colors shown
below are available with minimum
quantity cabinet purchase and
extended lead time.
Call Harloff for details



Maple
(MP)



Medium Oak
(MO)

STANDARD, VALUE & OPTIMAL LINE

SL602PC (pictured)
Standard Line Punch Card
Cart with BEST® lock on
cabinet, double wide narcotics
drawer, pull-out shelf.
Capacity of 600 cards,
Standard Package

SL602PCSP (not shown)
Standard Line Punch Card Cart
SL602PC with Specialty Package
that includes BEST® lock upgrade
on narcotics drawer, waste
container, locking sharps container
and top drawer trays with adjustable
dividers



AL602PC (not shown)
OptimAL Punch Card Cart with
lighter all aluminum construction.
BEST® lock on cabinet and double
wide narcotics drawer, pull-out
shelf. Capacity of 600 cards,
Standard package

AL602PCSP (not shown)
OptimAL Line Punch Card Cart
AL602PC with Specialty Package
that includes waste container,
locking sharps container and
top drawer trays with adjustable
dividers

SL540PC (pictured)
Standard Line Punch Card
Cart with BEST® lock on
cabinet, internal narcotics box,
pull-out shelf. Capacity of
540 cards, Standard Package

SL540PCSP (not shown)
Standard Line Punch Card Cart
SL540PC with Specialty Package
that includes BEST® lock upgrade on
narcotics box, waste container,
locking sharps container and top
drawer tray with adjustable dividers



AL540PC (not shown)
OptimAL Punch Card Cart with
lighter all aluminum construction.
BEST® lock on cabinet and internal
narcotics box, pull-out shelf.
Capacity of 540 cards,
Standard Package

AL540PCSP (not shown)
OptimAL Line Punch Card Cart
AL540PC with Specialty Package
that includes waste container,
locking sharps container and
top drawer tray with adjustable
dividers

SL480PC (pictured)
Standard Line Punch Card
Cart with BEST® lock on
cabinet, pull-out shelf. Capacity
of 480 cards, Standard Package

SL480PCSP (not shown)
Standard Line Punch Card Cart
SL480PC with Specialty Package
that includes BEST® lock upgrade
on narcotics drawer, waste container,
locking sharps container, and top
drawer trays with adjustable
dividers



AL460PC (not shown)
OptimAL Punch Card Cart with
lighter all aluminum construction.
BEST® lock on cabinet and
narcotics drawer, pull-out shelf.
Capacity of 480 cards,
Standard Package

AL460PCSP (not shown)
OptimAL Line Punch Card Cart
AL460PC with Specialty Package
that includes waste container,
locking sharps container and
top drawer trays with adjustable
dividers

PUNCH CARD CARTS

SL360PC (pictured)
Standard Line Punch Card Cart with BEST® lock on cabinet, internal narcotics box, pull-out shelf. Capacity of 360 cards, Standard Package

SL360PCSP (not shown)
Standard Line Punch Card Cart SL360PC with Specialty Package that includes BEST® lock upgrade on narcotics box, waste container, locking sharps container and top drawer tray with adjustable dividers



AL360PC (not shown)
OptimAL Punch Card Cart with all aluminum construction. BEST® lock on cabinet and internal narcotics box, pull-out shelf. Capacity of 360 cards, Standard Package

AL360PCSP (not shown)
OptimAL Line Punch Card Cart AL360PC with Specialty Package that includes waste container, locking sharps container and top drawer tray with adjustable dividers

VLT360PC (pictured)
Value Line Punch Card Cart with key lock and internal narcotics box, pull-out shelf. Capacity of 360 cards, Standard Package

VLT360PCSP (not shown)
Value Line Punch Card Cart VLT360PC with Specialty Package that includes waste container, locking sharps and top drawer tray with adjustable dividers



VLT360MPC (not shown)
Value Line Punch Card Cart with keyless entry and internal narcotics box, pull-out shelf. Capacity of 360 cards, Standard Package



VLT360MPCSP (not shown)
Value Line Punch Card Cart VLT360MPC with Specialty Package that includes waste container, locking sharps and top drawer tray with adjustable dividers



MLT240MPC (not shown)
Mini Line Punch Card Cart with keyless entry. Capacity of 240 cards, Standard Package



Mini Line 3" stem caster option available



MLT240PC (pictured)
Mini Line Punch Card Cart with key lock, internal narcotics box, pull-out side shelf and bumper with 5" wheels. Capacity of 240 cards, Standard Package

Mini line carts
offer a space saving
design.

STANDARD, VALUE & OPTIMAL LINE



680470L (pictured)
Cart Mounted Medication Storage Cabinet, mounts to left side of cart, key locking, adjustable shelves. Great for cups, liquid storage and general storage, Standard Package
30.5"H x 18"W x 6.7"D
Weight: 28 lbs.



VLWALLCAB (pictured)
Wall Mounting Medication Storage Cabinet, key locking, two adjustable shelves, single lock, single door. Capacity of 50 punch cards with additional liquid storage, Standard Package
30.5"H x 18"W x 6.7"D
Weight: 28 lbs.



AL75PC-SP



AL50PC-SP

A. AL75PC-SP (pictured)
OptimAL Line Punch Card Desktop Cabinet, key locking, capacity of 75 cards, Specialty Package includes 3 punch card baskets and 5 storage bins
15.5"H x 22.5"W x 17.5"D
Weight: 26 lbs.



ELMEDCAB

B. AL50PC-SP (pictured)
OptimAL Line Punch Card Desktop Cabinet, key locking, capacity of 50 cards, Specialty Package includes 2 punch card baskets, 5 storage bins and a pull-out storage box for liquids
15.5"H x 22.5"W x 17.5"D
Weight: 26 lbs.

C. ELMEDCAB (pictured)
Economy Line Punch Card Desktop Cabinet, single lock, internal narcotics box, pull-out shelf, Standard Package
16.9"H x 28.2"W x 22.2"D
Weight: 65 lbs.

UNIT-DOSE BOX CARTS

AL420BOX (not shown)
OptimAL Line Unit-Dose Box Cart with lighter all aluminum construction, BEST® lock on cabinet and narcotics drawer, pull-out shelf. Capacity of 420 boxes, Standard Package

AL420BOXSP (not shown)
OptimAL Line AL420BOX Unit-Dose Box Cart with Specialty Package that includes waste container, locking sharps, and top drawer trays with adjustable dividers



SL420BOX

SL420BOX (pictured)
Standard Line Unit-Dose Box Cart with BEST® lock on cabinet, pull-out shelf. Capacity of 420 boxes, Standard Package

SL420BOXSP (not shown)
Standard Line SL420BOX Unit-Dose Box Cart with Specialty Package that includes BEST® lock upgrade on narcotics drawer, waste container, locking sharps, and top drawer trays with adjustable dividers

AL294BOX (not shown)
OptimAL Line Unit-Dose Box Cart with lighter aluminum construction, BEST® lock on cabinet and narcotics drawer, pull-out shelf. Capacity of 294 boxes, Standard Package

AL294BOXSP (not shown)
OptimAL Line AL294BOX Unit-Dose Box Cart with Specialty Package that includes waste container, locking sharps, and top drawer trays with adjustable dividers



SL294BOXSP

SL294BOX (pictured)
Standard Line Unit-Dose Box Cart with BEST® lock on cabinet, pull-out shelf. Capacity of 294 boxes, Standard Package

SL294BOXSP (not shown)
Standard Line SL294BOX Unit-Dose Box Cart with Specialty Package that includes BEST® lock upgrade on narcotics drawer, waste container, locking sharps, and top drawer trays with adjustable dividers

WL294BOX-CM (shown)
Wooden Laminate Mobile Medication Furniture for Unit-Dose Boxes. BEST® lock on cabinet and internal narcotics box, internal drawer dividers and 4" casters under skirting. Capacity of 294 boxes
Standard Package



WL294BOX-CM

Standard Cabinet Color Standard Top Color



Cherry Mahogany (CM)



Black Granite

Special order cabinet colors shown below are available with minimum quantity cabinet purchase and extended lead time.
Call Harloff for details



Maple (MP)



Medium Oak (MO)

STANDARD, VALUE & OPTIMAL LINE

VL216BOX (pictured)
Value Line Unit-Dose Box Cart
with key lock, internal
narcotics box, pull-out shelf.
Capacity of 216 boxes,
Standard Package

VL216BOXSP (not shown)
Value Line VL216BOX Unit-Dose
Box Cart with Specialty Package
that includes waste container,
locking sharps, and top drawer
tray with adjustable dividers



VL216MBOX (not shown)
Value Line Unit-Dose Cart with
keyless entry, internal narcotics box
pull-out shelf. Capacity of 216 boxes,
Standard Package




VL216MBOXSP (not shown)
Value Line Unit-Dose Cart
VL216MBOX with Specialty Package
that includes waste container,
locking sharps and top drawer
tray with adjustable dividers



**Standard Unit-Dose Box Drawer
with Dividers**
(See page 22 for more options)



OPTI-PAK Drawer
AL2397 - OPTI-PAK® Set
12 trays / 60 bins for use in
SLOPT carts
(2 trays / 10 bins per drawer)
VL2397 - 2 trays 18 per drawer



AL2395 - OPTI-PAK® Bin with Divider
(VL and SL carts)
AL2396 - OPTI-PAK® Tray, holds 5
bins (SL and AL carts only)
AL2394 - Aluminum bin, no divider
VL2395 - OPTI-PAK® BIN with divider
(VL carts only)

OPTI-PAK® is a registered trademark of MTS Technologies

VLOPT575 (pictured)
Value Line OPTI-PAK®
Compatible Cart with key lock
on cabinet internal narcotics box,
pull-out shelf. Capacity of 575
packs, Standard Package

VLOPT575SP (not shown)
Value Line VLOPT575 OPTI-PAK®
Compatible Cart with Specialty
Package that includes waste
container, locking sharps and
top drawer tray with adjustable
dividers



SLOPT745 (pictured)
Standard Line OPTI-PAK® Cart
with BEST® lock on cabinet,
pull-out shelf. Capacity of 745
packs, Standard Package

SLOPT1125 (not shown)
Standard Line OPTI-PAK® Cart
with BEST® lock on cabinet,
pull-out shelf. Capacity of 1125
packs, Standard Package

SPECIALTY PACKAGING CARTS

VLT150MOT (pictured)

Value Line Med Cart, key lock, internal narcotics box designed to hold MOT cards, pull-out shelf. Capacity of 150 Medicine-On-Time® cards, Standard Package



VLT150MOT

VLT360PC (not shown)

Value Line Medication Cart with key lock, adjustable dividers. Capacity of 150 MOT cards and internal narcotics box designed to hold punch cards



SL270MOT (pictured)

Standard Line Cart with BEST® Lock on cabinet and narcotics box in top 9" drawer. Capacity of 270 Medicine-On-Time® cards



SL270MOT



One Size Does Not Fit All!

Specialty Packaging Requires Special Attention!

Special sizes of medication packaging is not a problem for us! If we do not have a drawer to meet your needs, we can make one. We also manufacture dividers to ensure packages fit securely in each drawer.

Send us a sample of your packaging or tell us your dimensions:
Height, Width & Length. We will design a drawer to hold your packaging.

**Send your sample to: The Harloff Company 650 Ford Street Colorado Springs, CO 80915
or email us at medicalsales@harloff.com**

MEDICINE-ON TIME® & MULTI-DOSE

MD30-4K (pictured)
Multi-Dose Cart with 4" drawers,
key lock on cabinet, 30 bin
capacity, internal narcotics
box in 1/3 of the bottom
drawer, drawer dividers
included. Standard Package

MD50-6K (pictured)
Multi-Dose Cart with 4"
drawers, key lock on
cabinet, 50 bin capacity,
drop-shelf, drawer dividers
included. Standard Package



SL60MD (pictured)
Standard Line Multi-Dose Cart
with BEST® lock on cabinet,
internal narcotics box, pull-out
shelf, 4" drawers with dividers.
Capacity of 60 bins.
Standard Package




40425 - Multi-Dose Bin
(includes label, 2 dividers)

40426 - Bin Labels

40427 - Bin Divider (ea)

SL72MD (pictured)
Standard Line Multi-Dose Cart
with BEST® lock on cabinet,
narcotics drawer, pull-out shelf,
4" drawers with dividers.
Capacity of 72 bins,
Standard Package



TREATMENT AND PROCEDURE CARTS

6201 (pictured)

Classic Line Multi Treatment Cart with a separate key lock for cabinet and drawers, 1-3" and 1-6" drawer, 21" storage compartment with adjustable shelf, removable plastic top, steel top rail/push handle and side drop shelf, Standard Package



6201

6200 (pictured)

Classic Line Multi Treatment Cart with a separate key lock for cabinet and drawers, 1-3" and 1-6" drawer, 21" storage compartment with adjustable shelf, removable plastic top and aluminum push handle, Standard Package



6200

EL25BINTX (pictured)

Economy Line Long Term Care Treatment Cart with a key lock on cabinet and slide open bin cover. Includes 24-3" bins, Standard Package



Slide Open Bin Cover

6220



EL25BINTX

6220 (pictured)

Value Line Long Term Care Treatment Cart with a key lock on cabinet. Includes 20-5" (4-18" and 16-12") bins and a large tub on a roll-out shelf



Replacement 5.5" Bins

40432 - 12" Deep Bin
40433 - 18" Deep Bin
680537 - Labels
(10 sheets = 210 labels)
40434 - Dividers

INFECTION PREVENTION AND CONTROL CARTS

Prevent the Spread of Infection with our Isolation Stations.

Reduce nosocomial infections from MRSA's, drug-resistant microbes and prevent the spread of viruses and other contagious pathogens. This cart design is a new concept for the handling of isolation supplies or Personal Protective Equipment. They improve adherence to proper isolation protocols to reduce cross-contamination, improve outcomes and reduce costs.

The Harloff Isolation Station (patent-pending) will save time, money, and lives by preventing the spread of infection in two ways:

- Antimicrobial surfaces to prevent the spread of infection.
- Encouragement of better infection control practices by making it easier and more convenient for healthcare professionals to follow their protocols.

ISO6550

Isolation Station with
Antimicrobial Paint,
Open Well Design



ISO6548

Isolation Station
(small footprint) with
Antimicrobial Paint,
Open Well Design

Special Features

- Incorporation of Silver Ion Technology in paint as an antimicrobial agent (see back page for details).
- Isolation Station resists nosocomial pathogens when compared to current carts.
- Open well design eliminates searching in drawers, touching handles.
- All required supplies (masks, gloves, gowns, etc.) are systematically organized, immediately visible, and readily accessible.
- Organization of supplies decreases time and hassles involved when putting on isolation garments, encouraging compliance with proper isolation practices.
- Fold-out wings with easy-release mechanism provide working surfaces.
- Designed to accommodate your hand sanitizer of choice.



ISO2800



ISO2825



ISO2835

These wall or door hanging storage solutions for PPE / isolation supplies are ideal for a facility with space limitations. Designed to hold isolation gowns, procedure masks, and gloves, they can also accommodate shoe covers, bouffant caps or face masks with splash guards.

- Durable aluminum construction
- Can be wall or door mounted. Door hanger included
- Powder coat finish with 13 color choices available

ORTHOPEDIC CASTING AND SPLINTING CARTS

6025-TC (pictured)

Stainless Steel Casting and Splinting System with bucket holder with vinyl mat, aluminum towel bar, folding shelf, swivel tourniquet/pump pole, top shelving system, side storage cabinet, scissors cable and adjustable drawer dividers



6025-TC

6035-TC (not shown)

Casting and Splinting System/Cart with painted steel cabinet and drawers. Includes a bucket holder with vinyl mat, aluminum towel bar, folding shelf, swivel tourniquet/pump pole, top shelving system, side storage cabinet, scissors cable and adjustable drawer dividers



6025 (not shown)

Stainless Steel Casting and Splinting System with bucket holder with vinyl mat, aluminum towel bar, folding shelf, swivel tourniquet/pump pole, side storage cabinet, scissors cable and adjustable drawer dividers



6035

6035 (pictured)

Casting and Splinting System/Cart with painted steel cabinet and drawers. Includes a bucket holder with vinyl mat, aluminum towel bar, folding shelf, swivel tourniquet/pump pole, side storage cabinet, scissors cable and adjustable drawer dividers

6020 (pictured)

Stainless Steel Casting Cart with bucket holder with vinyl mat, aluminum towel bar and adjustable drawer dividers



6020

6030 (not shown)

Casting and Splinting System/Cart with painted steel cabinet and drawers. Includes a bucket holder with vinyl mat, aluminum towel bar and adjustable drawer dividers



All cast carts available with three different lock types: break-away, key-locking, or mechanical combination push-button. Call Harloff for details.

MAGNETIC RESONANCE COMPATIBLE CARTS

Our MRI compatible carts are constructed of non-ferrous materials, and have been tested in 1.5 and 3.0 tesla environments.

Patient safety demands a storage solution for the MRI suite that has been tested safe for use in providing the practitioners with convenient access to the right medications and supplies that are critical in emergency situations.



MR6B

MRI compatible cart with non-magnetic aluminum construction. Six drawers with stainless steel break-away lock. Side pull-out shelf.

MR7B-EMG

MRI compatible cart with non-magnetic aluminum construction. Seven drawers with stainless steel break-away lock. Side pull-out shelf, and accessory package with IV pole, oxygen tank holder, utility hooks (4 ea.), cardiac board, and two full drawer trays with adjustable dividers.

Ideal for transport of MR-compatible anesthesia equipment and monitors — for use when claustrophobic patients require an MRI and need sedation.



NEW!

MRN7K

MRN7B

MR-compatible narrow carts now available!



MR6K


MRI compatible cart with non-magnetic aluminum construction. Six drawers with BEST® lock. Side pull-out shelf

MR7K-MAN

MRI compatible cart with non-magnetic aluminum construction. Seven drawers with BEST® lock. Side pull-out shelf, and accessory package with a raised back rail system (3 tier), side rails (4 ea.), and two full drawer trays with adjustable dividers.

Also available are a full selection of MRI compatible accessories for the carts above.

NARCOTICS AND MEDICINE CABINETS; NARCOTICS DRAWERS



A. 2710 (pictured) - Narcotics Cabinet, small, painted steel, single door, double lock
Dimensions: 10"H x 7"W x 7"D
Weight: 5 lbs., Shipping Weight: 6 lbs.
Shipping Dimensions: 8"H x 8"W x 10"D

B. 2720 (pictured) - Narcotics Cabinet, medium, painted steel, double door, double lock
Dimensions: 16"H x 12"W x 9"D
Weight: 15 lbs., Shipping Weight: 19 lbs.
Shipping Dimensions: 12"H x 19"W x 16"D

C. 2730 (pictured) - Narcotics Cabinet, large, painted steel, single door, double lock
Dimensions: 29.5"H x 23.5"W x 10.5"D
Weight: 35 lbs., Shipping Weight: 44 lbs.
Shipping Dimensions: 14"H x 33"W x 27"D



2725 - Narcotics Cabinet, medium, single door, double lock, painted steel. Good for punch cards. Capacity of 18 cards with liquid storage
Dimensions: 12"H x 15"W x 8"D
Weight: 12 lbs.,
Shipping Weight: 16 lbs.
Shipping Dimensions: 12"H x 19"W x 16"D



2726 - Medicine Cabinet, small, single door, single lock, painted steel. Mechanical push-button combination lock for keyless entry, with self-locking spring latch
Dimensions: 7.5" H x 9" W x 10" D
Weight: 11 lbs,
Shipping Weight: 16 lbs
Shipping Dimensions: 11" x 13" x 14"



2727 - Medicine Cabinet, large, single door, single lock, painted steel. Mechanical push-button combination lock for keyless entry, with self-locking spring latch
Dimensions: 20" H X 16.5" W X 5" D
Weight: 14 lbs,
Shipping Weight: 18 lbs
Shipping Dimensions: 25" x 19" x 8"

NARCOTICS AND MEDICINE CABINETS; NARCOTICS DRAWERS



2740 - Medicine Cabinet, large, double door, single lock, painted steel
Dimensions:
30"H x 30"W x 10"D
Weight: 52 lbs,
Shipping Weight: 58 lbs
Shipping Dimensions:
35" x 35" x 15"



2701 - Narcotics Cabinet (Heavy Duty), medium, double door, double lock, painted steel
Dimensions:
15" H x 11" W x 4"D
Weight: 13 lbs,
Shipping Weight: 19 lbs
Shipping Dimensions:
20" x 16" x 7"



2703 - Narcotics Cabinet (Heavy Duty), large, double door, double lock, painted steel
Dimensions:
24"H x 16"W x 8"D
Weight: 32 lbs.,
Shipping Weight: 38 lbs.
Shipping Dimensions:
14" x 33" x 27"



2702 - Narcotics Cabinet (Heavy Duty), medium, double door, double lock, painted steel
Dimensions:
15" H x 11" W x 8"D
Weight: 18 lbs,
Shipping Weight: 23 lbs
Shipping Dimensions:
20" x 16" x 12"



2762
Narcotics Cabinet (Reversible, Secure Stainless), medium, single door, double lock, stainless steel
Dimensions:
15" H x 11" W x 4"D
Weight: 13 lbs,
Shipping Weight: 19 lbs
Shipping Dimensions:
20" x 16" x 7"



2764
Narcotics Cabinet (Reversible, Secure Stainless), large, single door, double lock, stainless steel
Dimensions:
24" H x 16" W x 8"D
Weight: 32 lbs,
Shipping Weight: 38 lbs
Shipping Dimensions:
14" x 33" x 27"



2712
Narcotics Cabinet, (Secure Stainless) small, single door, double lock, stainless steel
Dimensions:
15" H x 11" W x 8"D
Weight: 18 lbs,
Shipping Weight: 23 lbs
Shipping Dimensions:
20" x 16" x 12"



2722
Narcotics Cabinet (Secure Stainless) medium, double door, double lock, stainless steel
Dimensions:
15" H x 12" W x 9" D
Weight 15 lbs,
Shipping Weight 19 lbs
Shipping Dimensions:
12" x 19" x 16"



2732
Narcotics Cabinet (Secure Stainless) large, single door, double lock, stainless steel
Dimensions:
29.5" H x 23.5" W x 10.5" D
Weight: 35 lbs,
Shipping Weight: 44 lbs,
Shipping Dimensions:
14" H x 33" W x 27"

NARCOTICS AND MEDICINE CABINETS; NARCOTICS DRAWERS



VLNARC - Locking Narcotics Box, fills 1/3 of 9" drawer. (Used in Value Line, Classic, Mini Line and E-Series Carts)
VLNARC-HALF - Locking Narcotics Box, fills 1/2 of 9" VL drawer. (Used in MOT carts)

AL2369I



AL2369I - Locking Narcotics Box with Illinois Lock for 9" drawer in SL, AL carts. Holds 1 row of Punch Cards
AL2372I - Locking Narcotics Box with Illinois Lock for 9" drawer in SL, AL carts. Holds 2 rows of Punch Cards, Riveted Divider

CS-8FLN



CS-8FLN - Full locking narcotics box for 8" cassette drawer
CS-4FLN - Full locking narcotics box for 4" cassette drawer

AL2369 - Locking Narcotics Box with BEST® Lock for 9" drawer in SL, AL carts. Holds 1 row of Punch Cards
AL2372 - Locking Narcotics Box with BEST® Lock for 9" drawer in SL, AL carts. Holds 2 rows of Punch Cards, Riveted Divider

V-DRW3N1/3



V-DRW3N1/3 - Locking Narcotics Box, fills 1/3 of the 3" drawer VL carts only Illinois Lock
V-DRW3N1/2 - Locking Narcotics Box, fills 1/2 of the 3" drawer VL carts only Illinois Lock



V-DRW3NARC - Locking Narcotics Box, 3" drawer. VL Carts only, Illinois Lock

AL1D-9N-BEST



AL1D-9N-BEST - Locking Narcotics Box, 9" drawer BEST® Lock (OptimAL Carts) Field Installation
SL1D-9N-BEST - Locking Narcotics Box, 9" drawer, BEST® Lock (Standard Line Carts) Field Installation



SL1D-9N-ILL - Locking Narcotics Box, 9" drawer Illinois Lock (SL Carts) Field Installation

C. ELMEDCAB (pictured)
 Economy Line Punch Card Desktop Cabinet, single lock, internal narcotics box, pull-out shelf, Standard Package
 16.9"H x 28.2"W x 22.2"D
 Weight: 65 lbs.



ACCESSORIES



68640-P1 Drawer Tray with Adjustable Dividers for Standard Line and OptimAL Line Medication Carts: SL600PC, AL600PC, SL540PC, SL294BOX, AL500PC, AL420BOX, AL294BOX, AL210BOX, SL54BIN3, SL36BIN5, SL42BIN3, SL28BIN5, SL30BIN3, SL20BIN5, SL72MD, SL60MD and SL270MOT




68630-P1 Drawer Tray with Adjustable Dividers for the following Medication Carts: SL602PC, AL602PC, SL480PC, AL460PC, SL300BOX, SL360PC, AL360PC and AL300BOX



68620-P1 Drawer Tray with Adjustable Dividers for the Mini Line Carts ML180PC, ML180PCN and ML180PC-PO



68530-P1 Drawer Tray with Adjustable Dividers for the Value Line Medication Carts and Classic and E-Series Carts VLT360PC, VLT360MPC, VLT150MOT and all VL Bin and Box Carts



640616 - Patient Card Divider, Package of 25
Dimensions: 9.4"H x 6"W
(A) AL2365 - Pill Card Ends, Set of 4
(B) 640622 - Punch Card Holders, Set of 3



640346 - Exchange Basket for punch cards, capacity of 33 cards



Replacement Plastic Tops
40106MG - Value Line Carts
40106 - E-series and Classic carts
40102 - Mini-Line carts



Replacement Plastic Tops - AL & SL Carts
640355 - Carts 41.625" wide (5 wide)
640334 - Carts 32.25" wide (4 wide)
640331 - Carts 25.125" wide (3 wide)




680510E - Value Line Unit-Dose Box Divider Set
680553 - Standard and OptimAL Line Unit-Dose Box Divider Set for 20.25" wide drawers
680554 - Standard and OptimAL Line Unit-Dose Box Divider Set for 27.5" wide drawers



680540 - Multi-Dose Divider Set MD30-4K and MD50-6K (1 per drawer) holds 10 bins
Dimensions: 23"W x 17"D

680545 - Multi-Dose Divider Set SL72MD and SL60MD (1 per drawer) holds 12




680551 - Drawer Divider Set for small 4" drawer in OptimAL and SL carts. Designed to hold eye-drops and ointments, etc.




Punch Card Row Dividers
40603 - Value Line Carts (1 each)
40611 - Classic, Mini and GP Carts (1 each)
40612 - Standard, OptimAL and Wood Carts (1 each)
684190 - Vinyl strip with tape (set of 2)




40681-X** - Replacement BEST® Lock for Standard and OptimAL Line Med Carts
40682-KEY** - Replacement Key for BEST® Cabinet Lock



40680-X** - Replacement BEST® Lock for Narcotics Boxes on OptimAL Line Carts
40682-XX** - Replacement Key for narcotics box



40696-XX** - Replacement Illinois Lock for Value and Standard Line narcotics boxes
40723-XX** - Replacement Key for Narcotics Box



40406 - Replacement Cabinet Lock for Value Line carts
40693-XXX** - Replacement Key for VL cabinet lock

**Please Supply Key Number
BEST® is a registered trademark of Stanley Security Solutions

ACCESSORIES



680470L - Side Storage Cabinet, left side mount. 2 adjustable shelves, key locking. 30.5" H x 18" W x 6.7" D.



684801 - Plastic 3 Gallon Waste Container with wire holder mounting bracket
40817 - Plastic 3 Gallon Waste Container



680408 - Plastic 2 Gallon Waste Container with mounting hardware



AL680435 - Aluminum Waste Container, with out lid. Includes mounting hardware
AL680436 - Aluminum Waste Container, with a lid and mounting hardware



684810 - Locking Sharps Holder, includes 5 Quart Sharps Container
40835 - Replacement Locking Sharps Box
40837 - Replacement 5 Quart Sharps Container



684811 - Locking Sharps Holder with Glove Box Holder, includes 5 Quart Sharps Container
40837 - Replacement 5 Quart Sharps Container
40833 - Glove box only (only used with 684811 and 684810)



684802 - 3 Gallon Sharps Container with wire holder and mounting bracket
40838 - Sharps Bracket for the 3 Gallon Sharps Container
40836 - Replacement 3 Gallon Sharps Container



AL2366 - Notebook Holder, Aluminum
Dimensions: 12.5"H x 12"W x 5"D



AL2360 - Cup and Straw Holder, two sections, with lid
AL2361 - Cup and Straw Holder, two sections, without lid
Dimensions: 5.5"H x 19.5"W x 5"D



AL2359 - Cup and Straw Holder, three sections, without lid
AL2358 - Cup and Straw Holder, three sections, with lid
Dimensions: 5.5"H x 19.5"W x 5"D



680418 - Cup Dispenser for 2 -5 ounce cups



640360 - Cup and Straw Holder, Plastic, sits on top of cart
Dimensions: 5"H x 19"W x 8.75"D



AL2362 - Aluminum Glove Box Holder



AL-CHARTHLDR - Chart Holder, mounts to back of cart, swivels



680325 - Laptop Shelf, mounts to back of cart, adjustable height, swivels (VL, E-Series and Classic Line carts only)



680301 - Drop Shelf with out lip
680302 - Drop Shelf with lip
Dimensions: 15.25"H x 15.25"W x 16"D (Classic, Mini-Line, E-Series, and Value Line carts)



680303 - Drop Shelf with out lip
680304 - Drop Shelf with lip
Dimensions: 15.25"H x 15.25"W x 16"D (SL and AL medication carts only)

DIMENSIONS

OPTIMAL LINE MEDICATION CARTS (Large Cabinet)



**Overall Dimensions
(Large Cabinet):**
45.75" H x 43" W x 23.5" D
(116.2 cm x 109.2 cm x 59.7 cm)

Internal Drawer Dimensions:
Left Side: 17" D x 27.5" W
(43.2 cm x 69.85 cm)
Right Side: 17" D x 6.625" W
(43.2 cm x 16.83 cm)

Shipping Dimensions:
52" H x 46" W x 26" D
(132.1 cm x 116.8 cm x 66 cm)

Writing Surface:
44" H (111.8 cm)

	Net Weight	Shipping Weight
AL600PC	187 lbs (85 kg)	197 lbs (89.6 kg)
AL602PC	187 lbs (85 kg)	197 lbs (89.6 kg)
AL420BOX	172 lbs (78.1 kg)	217 lbs (98.7 kg)
AL294BOX	162 lbs (73.5 kg)	207 lbs (94.1 kg)

OPTIMAL LINE MEDICATION CARTS (Standard Cabinet)



**Overall Dimensions
(Standard Cabinet):**
45.75" H x 36" W x 23.5" D
(116.2 cm x 91.4 cm x 59.7 cm)

Internal Drawer Dimensions:
Left Side:
17" D x 20.5" W
(43.2 cm x 52.07 cm)
Right Side:
17" D x 6.625" W
(43.2 cm x 16.83 cm)

**Single Column Cabinet
Drawer Dimensions:**
27.6"W x 17"D
(70.1 cm x 43.18 cm)

Writing Surface:
44" H (111.8 cm)

	Net Weight	Shipping Weight
AL460PC	137 lbs (62.2 kg)	187 lbs (89.6 kg)
AL540PC* <small>*(single column cabinet)</small>	135 lbs (61.4 kg)	185 lbs (84.1 kg)
SL540PC* <small>*(single column cabinet)</small>	135 lbs (61.4 kg)	185 lbs (84.1 kg)
ELP360PC	135 lbs (61.4 kg)	175 lbs (99.5 kg)
Shipping Dimensions: 52" H x 38" W x 26" D (132.1 cm x 96.5 cm x 66 cm)		

STANDARD LINE MEDICATION CARTS (Large Cabinet)



**Overall Dimensions
(Large Cabinet):**
45.75" H x 43" W x 23.5" D
(116.2 cm x 109.2 cm x 59.7 cm)

Internal Drawer Dimensions:
Left Side:
17" D x 27.5" W
(43.2 cm x 52.07 cm)
Right Side:
17" D x 6.625" W
(43.2 cm x 16.83 cm)

Shipping Dimensions:
52" H x 46" W x 26" D
(132.1 cm x 116.8 cm x 66 cm)

Writing Surface:
44" H (111.8 cm)

	Net Weight	Shipping Weight
SL600PC	184 lbs (83.7 kg)	229 lbs (104.1 kg)
SL602PC	184 lbs (83.7 kg)	229 lbs (104.1 kg)
SL420BOX	230 lbs (104.6 kg)	275 lbs (125 kg)
SL294BOX	210 lbs (95.5 kg)	255 lbs (116 kg)
SL36BIN5	220 lbs (100 kg)	265 lbs (120.5 kg)
SL28BIN5	205 lbs (93.2 kg)	250 lbs (113.6 kg)
SL54BIN3	225 lbs (102.3 kg)	270 lbs (122.8 kg)
SL42BIN3	220 lbs (100 kg)	265 lbs (120.5 kg)
SL72MD	205 lbs (93.2 kg)	250 lbs (113.6 kg)
SL36BIN5XL	205 lbs (93.2 kg)	250 lbs (113.6 kg)

STANDARD LINE MEDICATION CARTS (Standard Cabinet)



**Overall Dimensions
(Large Cabinet):**
45.75" H x 43" W x 23.5" D
(116.2 cm x 109.2 cm x 59.7 cm)

Internal Drawer Dimensions:
Left Side:
17" D x 20.5" W
(43.2 cm x 52.07 cm)
Right Side:
17" D x 6.625" W
(43.2 cm x 16.83 cm)

Shipping Dimensions:
52" H x 38" W x 26" D
(132.1 cm x 96.5 cm x 66 cm)

Writing Surface:
44" H (111.8 cm)

	Net Weight	Shipping Weight
SL540PC* <small>*(single column cabinet)</small>	145 lbs (66 kg)	190 lbs (86.4 kg)
SL480PC	170 lbs (77.3 kg)	215 lbs (97.7 kg)
SL60MD* <small>*(single column cabinet)</small>	160 lbs (72.7 kg)	205 lbs (93.2 kg)
SL270MOT* <small>*(single column cabinet)</small>	160 lbs (72.7 kg)	205 lbs (93.2 kg)
SL28BIN5XL* <small>*(single column cabinet)</small>	200 lbs (91 kg)	245 lbs (94.1 kg)

Net weights and shipping weights are estimates subject to material variation • All carts have 5" ball bearing wheels unless otherwise indicated

DIMENSIONS

OPTIMAL AND STANDARD LINE CARTS (Small Cabinet); MR Compatible Carts



Overall Dimensions

45.75" H x 26.5" W x 22.5" D
(116.2 cm x 67.3 cm x 57.2 cm)
MR6B /MR6K/MR7B/MR7K
45.75" H x 34.5" W x 25.5" D
(116.2 cm x 87.6 cm x 64.8 cm)
(without accessory packages)

Internal Drawer Dimensions:
17" D x 20.5" W

Shipping Dimensions:
52" H x 38" W x 26" W
(132.1 cm x 96.5 cm x 66 cm)
MR6B /MR6K/MR7B/MR7K
(without accessory packages):
53" H x 33" W x 24" D
(134.6 cm x 83.8 cm x 60.9 cm)

Writing Surface:
44" H (111.8 cm)

	Net Weight	Shipping Weight
SL360PC	135 lbs (61.4 kg)	170 lbs (77.3 kg)
AL360PC	110 lbs (50 kg)	145 lbs (65.9 kg)
MR6B/MR6K	126 lbs (57.2 kg)	146 lbs (66.2 kg)
MR7B/MR7K	126 lbs (57.2 kg)	146 lbs (66.2 kg)

VALUE LINE CARTS



Overall Dimensions

44.75" H x 29.5" W x 22.5" D
(113.7 cm x 75 cm x 57.2 cm)
VLT360PC
46.5" H x 29.5" W x 22.5" D
(118 cm x 75 cm x 57.2 cm)

Internal Drawer Dimensions:
16.75" D x 23" W

Shipping Dimensions:
48" H x 25" D x 33" W
(122 cm x 63.5 cm x 83.8 cm)

Writing Surface:
41.5" H (104.1 cm)
VLT360PC
42.5" H (108 cm)

	Net Weight	Shipping Weight
VLT360PC	140 lbs (63.7 kg)	175 lbs (79.6 kg)
VL216BOX	170 lbs (77.3 kg)	205 lbs (93.2 kg)
VLOPT575	170 lbs (77.3 kg)	205 lbs (93.2 kg)
VL36BIN3	180 lbs (82 kg)	215 lbs (98 kg)
VL24BIN5	174 lbs (79.1 kg)	209 lbs (95 kg)
VL18BIN3	160 lbs (72.7 kg)	195 lbs (88.6 kg)
VL12BIN5	169 lbs (72.7 kg)	195 lbs (88.6 kg)
VLT150MOT	142 lbs (64.5 kg)	177 lbs (80.45 kg)

INFECTION PREVENTION AND CONTROL CARTS



	Net Weight	Shipping Weight	Overall Dimensions
ISO6548	102 lbs (46.4 kg)	125 lbs (56.7 kg)	(closed) 46" H x 25" W x 20" D (119 cm x 63.5 cm x 50.8 cm) (open) 52.25" H x 35.75" W x 20" D (132.7 cm x 91 cm x 51 cm)
ISO6550	110 lbs (46.4 kg)	135 lbs (61.2 kg)	(closed) 50.25" H x 25.7" W x 27" D (127.7 cm x 65.2 cm x 68.5 cm) (open) 60" H x 46.5" W x 27" D (152.4 cm x 118.3 cm x 68.5 cm)
ISO2800	12 lbs (5.5 kg)	17 lbs (7.7 kg)	23" H x 22.75" W x 5" D (58.4 cm x 57.8 cm x 12.8 cm)
ISO2825	15 lbs (6.8 kg)	20 lbs (9 kg)	22" H x 24.9" W x 3.7" D (55.88 cm x 63.24 cm x 9.38 cm)
ISO2835	24 lbs (10.9 kg)	30 (13.6 kg)	33" H x 28" W x 5" D (88.82 cm x 71.52 cm x 12.7 cm)

TREATMENT AND SPECIALTY CARTS



Overall Dimensions

41.5" H x 32" W x 22" D
(105.4 cm x 81.3 cm x 55.9 cm)
(without accessories)

Internal Drawer Dimensions:
17" D x 23" W

Shipping Dimensions:
(Tall Carts)
49" H x 39" W x 28" D
(119.4 cm x 99.1 cm x 71.2 cm)

(Short Carts)
43" H x 39" W x 28" D
(109.3 cm x 99.1 cm x 71.2 cm)

Writing Surface:
40.5" H (102.9 cm)

	Net Weight	Shipping Weight
(Tall Carts)		
6200	115 lbs (52.2 kg)	150 lbs (68.2 kg)
6201	115 lbs (52.2 kg)	150 lbs (68.2 kg)
6220	147 lbs (66.9 kg)	182 lbs (82.8 kg)
MD50-6K	140 lbs (63.6 kg)	160 lbs (72.7 kg)
EL25BINTX	140 lbs (63.6 kg)	175 lbs (79.6 kg)
(Short Carts)		
6300	119 lbs (54 kg)	135 lbs (61.4 kg)
MD30-4K	140 lbs (63.6 kg)	160 lbs (72.7 kg)
E24-5K	111 lbs (50.45 kg)	135 lbs (61.4 kg)

Net weights and shipping weights are estimates subject to material variation • All carts have 5" ball bearing wheels unless otherwise indicated

DIMENSIONS

MINI LINE CARTS



Overall Dimensions
40" H x 18" W x 18" D
(101.6 cm x 40.4 cm x 40.4 cm)

- The 3154K, 3156B, ML180PC and ML180PCN have 3" stem casters

Internal Drawer Dimensions:
16.75" D x 15" W

Shipping Dimensions:
(Tall)
40" H x 22" W x 22" D
(101.6 cm x 55.9 cm x 55.9 cm)

Writing Surface:
(Tall)
39.75" H (100.9 cm)

	Net Weight	Shipping Weight
ML180PC	95 lbs (43.2 kg)	110 lbs (50 kg)
ML180PCN	105 lbs (47.7 kg)	120 lbs (54.5 kg)

MLT240PC 110 lbs (50 kg) 125 lbs (56.8 kg)

Overall Dimensions
42.5" H x 25" W x 22" D (108 cm x 63.5 cm x 55.9 cm)

Writing Surface: 41.75"

Shipping Dimensions:
48" H x 25" W x 33" D (122 cm x 63.5 cm x 83.8 cm)

WOODEN LAMINATE MEDICATION FURNITURE



Overall Dimensions:
43" H x 33" W x 24" D
(109.22 cm x 83.82 cm x 60.69 cm)

Internal Drawer Dimensions:

Left Side:
17" D x 20.5" W
(43.2 cm x 52.07 cm)

Right Side:
17" D x 6.625" W
(43.2 cm x 16.83 cm)

Shipping Dimensions:
52" H x 38" W x 26" D
(132.1 cm x 96.5 cm x 66 cm)

Writing Surface:
44" H (111.8 cm)

WL480PC* 220 lbs (68.7 kg) 280 lbs (127.3 kg)
*(single column cabinet)

WL294BOX* 230 lbs (104.5 kg) 290 lbs (131.8 kg)
*(single column cabinet)

- These carts have 4" ball bearing wheels

CASSETTE CARTS



Overall Dimensions
45.75" H x 30.5" W x 23.75" D
(116.2 cm x 77.5 cm x 60.3 cm)

Internal Drawer Dimensions:
17 D x 20" W

Shipping Dimensions:
52" H x 33" W x 26" D
(132 cm x 83.8 cm x 66 cm)

Writing Surface:
44" H (111.8 cm)

	Net Weight	Shipping Weight
AL16CS	153 lbs (69.6 kg)	183 lbs (83.2 kg)
AL20CS	158 lbs (71.9 kg)	188 lbs (85.5 kg)
AL24CS	163 lbs (74.1 kg)	193 lbs (87.8 kg)
AL28CS	168 lbs (76.4 kg)	198 lbs (90 kg)

(add 5 lbs (2.3 kg) for electronic locking systems)

CASTING AND SPLINTING SYSTEMS



Overall Dimensions
43" H x 44" W x 21" D
(109.3 cm x 111.8 cm x 53.4 cm)

Internal Drawer Dimensions:
16.5" D x 23.5" W

Shipping Dimensions:
45" H x 55" W x 29" D
(114.3 cm x 139.7 cm x 73.7 cm)

Writing Surface:
41.5" H (105.5 cm)

	Net Weight	Shipping Weight
6025-TC	228 lbs (103.6 kg)	288 lbs (130.9 kg)
6035-TC	228 lbs (103.6 kg)	288 lbs (130.9 kg)
	182 lbs (82.7 kg)	
6025	182 lbs (82.7 kg)	232 lbs (105.5 kg)
6035		232 lbs (105.5 kg)
	165 lbs (75 kg)	
6020	165 lbs (75 kg)	215 lbs (97.7 kg)
6030		215 lbs (97.7 kg)

Net weights and shipping weights are estimates subject to material variation • All carts have 5" ball bearing wheels unless otherwise indicated



FLEXIBILITY
DURABILITY
SELECTION



719-637-0300
www.harloff.com

We reserve the right to change and improve our products at any time with or without notice.